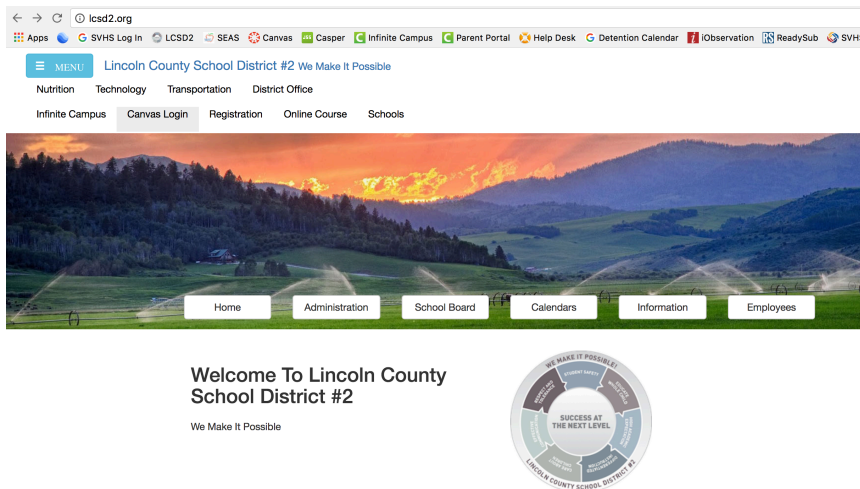


Canvas Parent enhances the potential for parents to engage in their children's education. Parents can review upcoming or past assignments, check on grades, and receive course announcements.

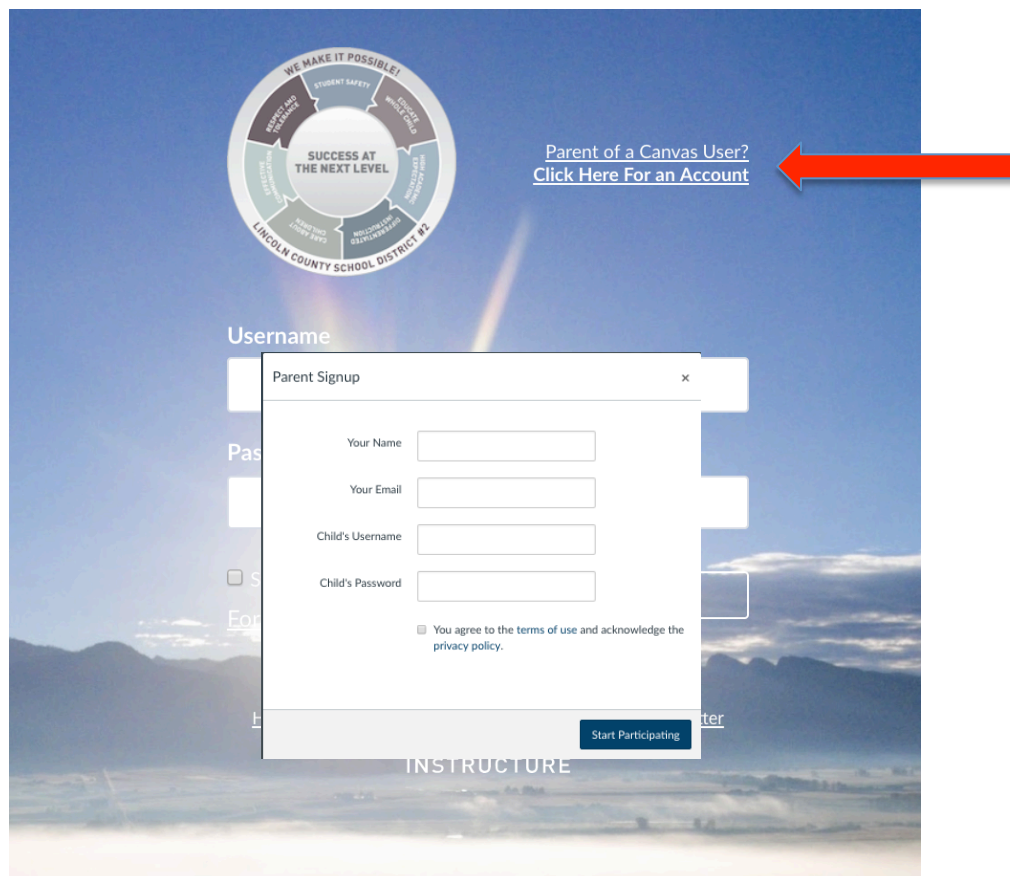
Canvas Parent can be used by anyone who creates an account, has been added to Canvas with an observer role, or has signed up as a parent using the web browser.

To create an account using a web browser:

Go to lcsd2.org → Select **MENU** in the top left hand corner of the screen → Select **Canvas Login**

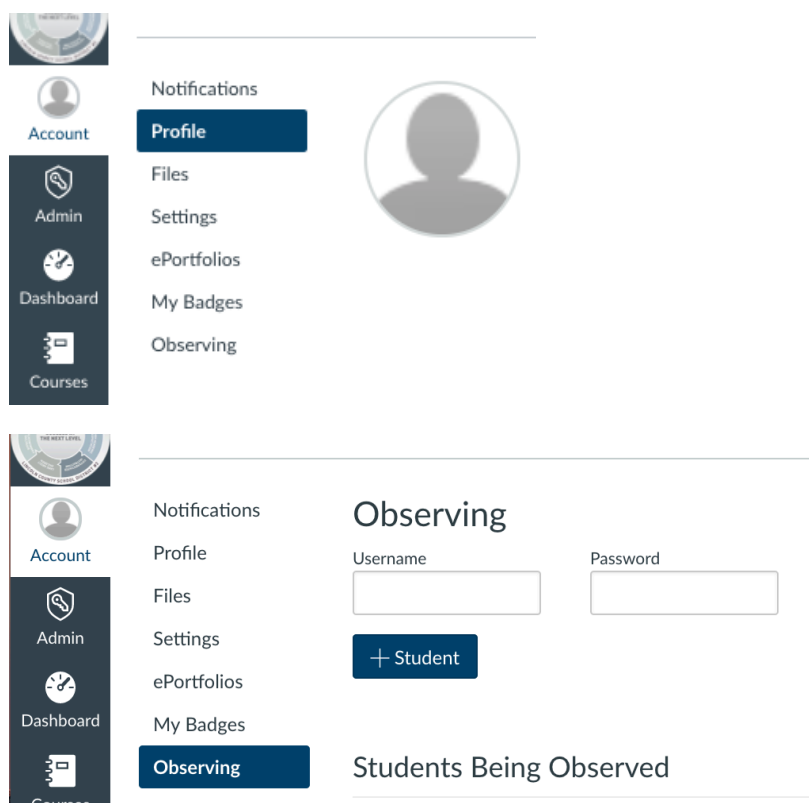


From the Canvas Login Screen select **Parent of a Canvas User** in the top right hand corner of the screen.



Once you have your child enter their username and password you will have access to observe your student's classes and assignments. If you cannot get your child's username and password from them please contact the school and we can email it to you. **(307) 885-7847**

To observe additional students on your parent account please select the → **Account button** in the top left-hand corner of the screen → then select **Profile → Observing**. Put the new students username and password in the blanks and select → **+ Student**.



Access to Canvas Parent is managed by the student's institution. Users who use the Canvas Parent app can be blocked from using the app at any time. Canvas admins can manage users in the Canvas Parent app using Canvas Parent Tools.

Parents can use the **Canvas Parent app** on all iOS and Android devices. Go to the App Store or Google Play to download App. You will create a username & password from the link sent to your email.

The Canvas Parent App

